

# FORM NO. MGT-7

[Pursuant to sub-Section(1) of section 92 of the Companies Act, 2013 and sub-rule (1) of rule 11of the Companies (Management and Administration) Rules, 2014]



## Annual Return (other than OPCs and Small Companies)

Form language ☒ English ☐ Hindi

Refer the instruction kit for filing the form.

### I. REGISTRATION AND OTHER DETAILS

(i) \* Corporate Identification Number (CIN) of the company

L15421TG1995PLC020720

Pre-fill

Global Location Number (GLN) of the company

\* Permanent Account Number (PAN) of the company

AABCN1536G

(ii) (a) Name of the company

GAYATRI SUGARS LIMITED

(b) Registered office address

B2, 2nd Floor, 6-3-1090, TSR Towers, Rajbhavan Road, Somajiguda, NA  
Hyderabad  
Telangana  
500082



(c) \*e-mail ID of the company

cs.gsl@gayatri.co.in

(d) \*Telephone number with STD code

04023818475

(e) Website

www.gayatrisugars.com

(iii) Date of Incorporation

15/06/1995

(iv)	Type of the Company	Category of the Company	Sub-category of the Company
	Public Company	Company limited by shares	Indian Non-Government company

(v) Whether company is having share capital

☒ Yes

☐ No

(vi) \*Whether shares listed on recognized Stock Exchange(s)

☒ Yes

☐ No

(a) Details of stock exchanges where shares are listed

S. No.	Stock Exchange Name	Code
1	BSE Limited	1

(b) CIN of the Registrar and Transfer Agent

U65993TG1986PTC006936

Pre-fill

Name of the Registrar and Transfer Agent

VENTURE CAPITAL AND CORPORATE INVESTMENTS PRIVATE LTD.

Registered office address of the Registrar and Transfer Agents

Door No. 4-50/P-II/57/4 & 5th Floors, Plot No. 57, Jayabheri  
Enclave, Phase II, Gachibowli,

(vii) \*Financial year From date 01/04/2022 (DD/MM/YYYY) To date 31/03/2023 (DD/MM/YYYY)

(viii) \*Whether Annual general meeting (AGM) held ☐ Yes ☐ No

(a) If yes, date of AGM

(b) Due date of AGM

(c) Whether any extension for AGM granted ☐ Yes ☒ No

## II. PRINCIPAL BUSINESS ACTIVITIES OF THE COMPANY

\*Number of business activities

2

S.No	Main Activity group code	Description of Main Activity group	Business Activity Code	Description of Business Activity	% of turnover of the company
1	C	Manufacturing	C1	Food, beverages and tobacco products	
2	D	Electricity, gas, steam and air condition supply	D1	Electric power generation, transmission and distribution	

## III. PARTICULARS OF HOLDING, SUBSIDIARY AND ASSOCIATE COMPANIES (INCLUDING JOINT VENTURES)

\*No. of Companies for which information is to be given

0

Pre-fill All

S.No	Name of the company	CIN / FCRN	Holding/ Subsidiary/Associate/ Joint Venture	% of shares held
1				

## IV. SHARE CAPITAL, DEBENTURES AND OTHER SECURITIES OF THE COMPANY

### (i) \*SHARE CAPITAL

#### (a) Equity share capital

Particulars	Authorised capital	Issued capital	Subscribed capital	Paid up capital
Total number of equity shares	65,000,000	43,703,643	43,703,643	43,703,643
Total amount of equity shares (in Rupees)	650,000,000	437,036,430	437,005,055	437,005,055

Number of classes

1

Class of Shares	Authorised capital	Issued capital	Subscribed capital	Paid up capital
Equity Shares				
Number of equity shares	65,000,000	43,703,643	43,703,643	43,703,643
Nominal value per share (in rupees)	10	10	10	10
Total amount of equity shares (in rupees)	650,000,000	437,036,430	437,005,055	437,005,055

#### (b) Preference share capital

Particulars	Authorised capital	Issued capital	Subscribed capital	Paid-up capital
Total number of preference shares	45,000,000	41,147,023	41,147,023	41,147,023
Total amount of preference shares (in rupees)	450,000,000	411,470,230	411,470,230	411,470,230

Number of classes

1

Class of shares	Authorised capital	Issued capital	Subscribed capital	Paid up capital
6% Optionally Cumulative Redeemable Preference				
Number of preference shares	45,000,000	41,147,023	41,147,023	41,147,023
Nominal value per share (in rupees)	10	10	10	10
Total amount of preference shares (in rupees)	450,000,000	411,470,230	411,470,230	411,470,230

#### (c) Unclassified share capital

Particulars	Authorised Capital
Total amount of unclassified shares	0

#### (d) Break-up of paid-up share capital

Class of shares	Number of shares			Total nominal amount	Total Paid-up amount	Total premium
Equity shares	Physical	DEMAT	Total			

At the beginning of the year	25,285	43,678,358	43703643	437,036,430	437,005,050	
				+	+	
Increase during the year	0	0	0	0	0	0
i. Public Issues	0	0	0	0	0	0
ii. Rights issue	0	0	0	0	0	0
iii. Bonus issue	0	0	0	0	0	0
iv. Private Placement/ Preferential allotment	0	0	0	0	0	0
v. ESOPs	0	0	0	0	0	0
vi. Sweat equity shares allotted	0	0	0	0	0	0
vii. Conversion of Preference share	0	0	0	0	0	0
viii. Conversion of Debentures	0	0	0	0	0	0
ix. GDRs/ADRs	0	0	0	0	0	0
x. Others, specify						
Decrease during the year	0	0	0	0	0	0
i. Buy-back of shares	0	0	0	0	0	0
ii. Shares forfeited	0	0	0	0	0	0
iii. Reduction of share capital	0	0	0	0	0	0
iv. Others, specify						
At the end of the year	25,285	43,678,358	43703643	437,036,430	437,005,050	
Preference shares						
At the beginning of the year	0	41,147,023	41147023	411,470,230	411,470,230	
				+	+	
Increase during the year	0	0	0	0	0	0
i. Issues of shares	0	0	0	0	0	0
ii. Re-issue of forfeited shares	0	0	0	0	0	0
iii. Others, specify						
Decrease during the year	0	0	0	0	0	0

i. Redemption of shares	0	0	0	0	0	0
ii. Shares forfeited	0	0	0	0	0	0
iii. Reduction of share capital	0	0	0	0	0	0
iv. Others, specify						
<b>At the end of the year</b>	0	41,147,023	41147023	411,470,230	411,470,230	

ISIN of the equity shares of the company

**(ii) Details of stock split/consolidation during the year (for each class of shares)**

0

Class of shares		(i)	(ii)	(iii)
Before split / Consolidation	Number of shares			
	Face value per share			
After split / Consolidation	Number of shares			
	Face value per share			

**(iii) Details of shares/Debentures Transfers since closure date of last financial year (or in the case of the first return at any time since the incorporation of the company) \***

☒ Nil

[Details being provided in a CD/Digital Media]

☐

Yes

☐

No

☐

Not Applicable

Separate sheet attached for details of transfers

☐

Yes

☐

No

Note: In case list of transfer exceeds 10, option for submission as a separate sheet attachment or submission in a CD/Digital Media may be shown.

Date of the previous annual general meeting		<input type="text"/>
Date of registration of transfer (Date Month Year)		<input type="text"/>
Type of transfer	<input type="text"/>	1 - Equity, 2- Preference Shares, 3 - Debentures, 4 - Stock

Number of Shares/ Debentures/ Units Transferred			Amount per Share/ Debenture/Unit (in Rs.)		
Ledger Folio of Transferor					
Transferor's Name					
	Surname		middle name		first name
Ledger Folio of Transferee					
Transferee's Name					
	Surname		middle name		first name

Date of registration of transfer (Date Month Year)						
Type of transfer		1 - Equity, 2- Preference Shares,3 - Debentures, 4 - Stock				
Number of Shares/ Debentures/ Units Transferred			Amount per Share/ Debenture/Unit (in Rs.)			
Ledger Folio of Transferor						
Transferor's Name						
	Surname		middle name		first name	
Ledger Folio of Transferee						
Transferee's Name						
	Surname		middle name		first name	

**(iv) \*Debentures (Outstanding as at the end of financial year)**

Particulars	Number of units	Nominal value per unit	Total value
Non-convertible debentures	0	0	0

Particulars	Number of units	Nominal value per unit	Total value
Partly convertible debentures	0	0	0
Fully convertible debentures	0	0	0
<b>Total</b>			0

**Details of debentures**

Class of debentures	Outstanding as at the beginning of the year	Increase during the year	Decrease during the year	Outstanding as at the end of the year
<b>Non-convertible debentures</b>	2,780,200	0	2,780,200	0
<b>Partly convertible debentures</b>	0	0	0	0
<b>Fully convertible debentures</b>	0	0	0	0

**(v) Securities (other than shares and debentures)**

0

Type of Securities	Number of Securities	Nominal Value of each Unit	Total Nominal Value	Paid up Value of each Unit	Total Paid up Value
<b>Total</b>					

**V. \*Turnover and net worth of the company (as defined in the Companies Act, 2013)**

**(i) Turnover**

3,883,136,836

**(ii) Net worth of the Company**

-1,241,915,151

**VI. (a) \*SHARE HOLDING PATTERN - Promoters**

S. No.	Category	Equity		Preference	
		Number of shares	Percentage	Number of shares	Percentage
1.	Individual/Hindu Undivided Family				
	(i) Indian	13,812,353	31.6	0	
	(ii) Non-resident Indian (NRI)	0	0	0	
	(iii) Foreign national (other than NRI)	0	0	0	
2.	Government				
	(i) Central Government	0	0	0	

	(ii) State Government	0	0	0	
	(iii) Government companies	0	0	0	
3.	Insurance companies	0	0	0	
4.	Banks	0	0	0	
5.	Financial institutions	0	0	0	
6.	Foreign institutional investors	0	0	0	
7.	Mutual funds	0	0	0	
8.	Venture capital	0	0	0	
9.	Body corporate (not mentioned above)	10,064,928	23.03	0	
10.	Others	0	0	0	
	<b>Total</b>	23,877,281	54.63	0	0

**Total number of shareholders (promoters)**

6

**(b) \*SHARE HOLDING PATTERN - Public/Other than promoters**

S. No.	Category	Equity		Preference	
		Number of shares	Percentage	Number of shares	Percentage
1.	Individual/Hindu Undivided Family				
	(i) Indian	14,617,908	33.45	0	
	(ii) Non-resident Indian (NRI)	144,309	0.33	0	
	(iii) Foreign national (other than NRI)	0	0	0	
2.	Government				
	(i) Central Government	0	0	0	
	(ii) State Government	0	0	0	
	(iii) Government companies	0	0	0	
3.	Insurance companies	0	0	0	
4.	Banks	0	0	0	
5.	Financial institutions	0	0	0	



6.	Foreign institutional investors	0	0	0	
7.	Mutual funds	0	0	0	
8.	Venture capital	0	0	0	
9.	Body corporate (not mentioned above)	5,053,090	11.56	0	
10.	Others                      Clearing Members	11,055	0.03	0	
	<b>Total</b>	19,826,362	45.37	0	0

**Total number of shareholders (other than promoters)**

17,792

**Total number of shareholders (Promoters+Public/  
Other than promoters)**

17,798

**VII. \*NUMBER OF PROMOTERS, MEMBERS, DEBENTURE HOLDERS**  
(Details, Promoters, Members (other than promoters), Debenture holders)

Details	At the beginning of the year	At the end of the year
Promoters	8	6
Members (other than promoters)	17,680	17,792
Debenture holders	4	0

**VIII. DETAILS OF DIRECTORS AND KEY MANAGERIAL PERSONNEL**









**(A) \*Composition of Board of Directors**

Category	Number of directors at the beginning of the year		Number of directors at the end of the year		Percentage of shares held by directors as at the end of year	
	Executive	Non-executive	Executive	Non-executive	Executive	Non-executive
<b>A. Promoter</b>	1	2	1	2	0	24.15
<b>B. Non-Promoter</b>	0	3	0	3	0	0
(i) Non-Independent	0	0	0	0	0	0
(ii) Independent	0	3	0	3	0	0
<b>C. Nominee Directors representing</b>	0	0	0	0	0	0
(i) Banks & FIs	0	0	0	0	0	0
(ii) Investing institutions	0	0	0	0	0	0

(iii) Government	0	0	0	0	0	0
(iv) Small share holders	0	0	0	0	0	0
(v) Others	0	0	0	0	0	0
Total	1	5	1	5	0	24.15



Number of Directors and Key managerial personnel (who is not director) as on the financial year end date 8

**(B) (i) \*Details of directors and Key managerial personnel as on the closure of financial year**

Name	DIN/PAN	Designation	Number of equity share(s) held	Date of cessation (after closure of financial year : If any)
MR. VENKATA SANDE 	00005573	Director	6,763,031	
MRS. THIKKAVARAPU 	00009906	Director	3,793,508	
MRS. TIKKAVARAPU S 	00017122	Managing Director	0	
MR. RAJAGOPALAN F 	00020643	Director	0	
MR. RAGHURAJ SURE 	07652493	Director	0	
MR. VENKATA NARAY. 	07378105	Director	0	
MR. RAMALINGA PRAS 	AAVPV8358B	CFO	6,804	
MRS. SOWBHAGYA VA 	ALJPD3829J	Company Secretar	0	

**(ii) Particulars of change in director(s) and Key managerial personnel during the year**

2

Name	DIN/PAN	Designation at the beginning / during the financial year	Date of appointment/ change in designation/ cessation	Nature of change (Appointment/ Change in designation/ Cessation)
MR. LALIT KUMAR THA 	AWWPL4211C	Company Secretar	05/01/2023	Cessation
MRS. SOWBHAGYA VA 	ALJPD3829J	Company Secretar	01/03/2023	Appointment

**IX. MEETINGS OF MEMBERS/CLASS OF MEMBERS/BOARD/COMMITTEES OF THE BOARD OF DIRECTORS**

**A. MEMBERS/CLASS /REQUISITIONED/NCLT/COURT CONVENED MEETINGS**

Number of meetings held

1

Type of meeting	Date of meeting	Total Number of Members entitled to attend meeting	Attendance	
			Number of members attended	% of total shareholding
Annual General Meeting	26/09/2022	17,368	52	49.56

## B. BOARD MEETINGS

\*Number of meetings held

4

S. No.	Date of meeting	Total Number of directors associated as on the date of meeting	Attendance	
			Number of directors attended	% of attendance
1	27/05/2022	6	6	100
2	04/08/2022	6	5	83.33
3	11/11/2022	6	6	100
4	13/02/2023	6	6	100

## C. COMMITTEE MEETINGS

Number of meetings held

6

S. No.	Type of meeting	Date of meeting	Total Number of Members as on the date of the meeting	Attendance	
				Number of members attended	% of attendance
1	Audit Committee	27/05/2022	4	4	100
2	Audit Committee	04/08/2022	4	4	100
3	Audit Committee	11/11/2022	4	4	100
4	Audit Committee	13/02/2023	4	4	100
5	Nomination and Remuneration Committee	13/02/2023	3	3	100
6	Stakeholders Forum	13/02/2023	3	3	100

## D. \*ATTENDANCE OF DIRECTORS

S. No.	Name of the director	Board Meetings			Committee Meetings			Whether attended AGM held on
		Number of Meetings which director was entitled to attend	Number of Meetings attended	% of attendance	Number of Meetings which director was entitled to attend	Number of Meetings attended	% of attendance	
								(Y/N/NA)

1	MR. VENKAT/	4	3	75	1	1	100	
2	MRS. THIKKA	4	4	100	1	1	100	
3	MRS. TIKKAV	4	4	100	5	5	100	
4	MR. RAJAGC	4	4	100	5	5	100	
5	MR. RAGHUR	4	4	100	6	6	100	
6	MR. VENKAT/	4	4	100	4	4	100	

**X. \*REMUNERATION OF DIRECTORS AND KEY MANAGERIAL PERSONNEL**

☐ Nil

Number of Managing Director, Whole-time Directors and/or Manager whose remuneration details to be entered

1

S. No.	Name	Designation	Gross Salary	Commission	Stock Option/ Sweat equity	Others	Total Amount
1	MRS. TIKKAVARAF	Managing Direct	4,800,000	0	0	0	4,800,000
	Total		4,800,000	0	0	0	4,800,000

Number of CEO, CFO and Company secretary whose remuneration details to be entered

3

S. No.	Name	Designation	Gross Salary	Commission	Stock Option/ Sweat equity	Others	Total Amount
1	MR. RAMALINGA F	CFO	2,513,200	0	0	0	2,513,200
2	MR. LALIT KUMAR	Company Secre	387,000	0	0	0	387,000
3	MRS. SOWBHAGY	Company Secre	50,000	0	0	0	50,000
	Total		2,950,200	0	0	0	2,950,200

Number of other directors whose remuneration details to be entered

0

S. No.	Name	Designation	Gross Salary	Commission	Stock Option/ Sweat equity	Others	Total Amount
1							0
	Total						

## XI. MATTERS RELATED TO CERTIFICATION OF COMPLIANCES AND DISCLOSURES

- \* A. Whether the company has made compliances and disclosures in respect of applicable provisions of the Companies Act, 2013 during the year ☒ Yes ☐ No

B. If No, give reasons/observations

## XII. PENALTY AND PUNISHMENT - DETAILS THEREOF

(A) DETAILS OF PENALTIES / PUNISHMENT IMPOSED ON COMPANY/DIRECTORS /OFFICERS ☒ Nil

Name of the company/ directors/ officers	Name of the court/ concerned Authority	Date of Order	Name of the Act and section under which penalised / punished	Details of penalty/ punishment	Details of appeal (if any) including present status

(B) DETAILS OF COMPOUNDING OF OFFENCES ☒ Nil

Name of the company/ directors/ officers	Name of the court/ concerned Authority	Date of Order	Name of the Act and section under which offence committed	Particulars of offence	Amount of compounding (in Rupees)

## XIII. Whether complete list of shareholders, debenture holders has been enclosed as an attachment

☒ Yes ☐ No

## XIV. COMPLIANCE OF SUB-SECTION (2) OF SECTION 92, IN CASE OF LISTED COMPANIES

In case of a listed company or a company having paid up share capital of Ten Crore rupees or more or turnover of Fifty Crore rupees or more, details of company secretary in whole time practice certifying the annual return in Form MGT-8.

Name

Whether associate or fellow

☐ Associate ☐ Fellow

Certificate of practice number

### I/We certify that:

- (a) The return states the facts, as they stood on the date of the closure of the financial year aforesaid correctly and adequately.  
(b) Unless otherwise expressly stated to the contrary elsewhere in this Return, the Company has complied with all the provisions of the Act during the financial year.

### Declaration

I am Authorised by the Board of Directors of the company vide resolution no. ...  dated

(DD/MM/YYYY) to sign this form and declare that all the requirements of the Companies Act, 2013 and the rules made thereunder in respect of the subject matter of this form and matters incidental thereto have been complied with. I further declare that:

1. Whatever is stated in this form and in the attachments thereto is true, correct and complete and no information material to the subject matter of this form has been suppressed or concealed and is as per the original records maintained by the company.
2. All the required attachments have been completely and legibly attached to this form.

**Note: Attention is also drawn to the provisions of Section 447, section 448 and 449 of the Companies Act, 2013 which provide for punishment for fraud, punishment for false statement and punishment for false evidence respectively.**

**To be digitally signed by**

Director

DIN of the director

**To be digitally signed by**

☐ Company Secretary

☐ Company secretary in practice

Membership number

Certificate of practice number

### Attachments

1. List of share holders, debenture holders
2. Approval letter for extension of AGM;
3. Copy of MGT-8;
4. Optional Attachment(s), if any

Attach

Attach

Attach

Attach

### List of attachments

Remove attachment

Modify

Check Form

Prescrutiny

Submit

**This eForm has been taken on file maintained by the Registrar of Companies through electronic mode and on the basis of statement of correctness given by the company**