


(1) (a)

**Statement Showing Shareholding Pattern**

Name of the Company: GAYATRI SUGARS LIMITED  
 Scrip Code, Name of the Scrip, Class of Security : NSE- / BSE -?, GAYATRI SUGARS LIMITED , Equity Week ended : 30/6/2014

Partly paid-up shares:-	No. of partly paid-up shares	As a % of total no. of partly paid-up Shares	As a % of total no. of shares of the company
Held by promoter/promoter group	0	0	0
Held by public	6275	100	0.013
<b>Total</b>	<b>6275</b>	<b>100</b>	<b>0.013</b>
<b>Outstanding convertible securities:-</b>	<b>No. of outstanding securities</b>	<b>As a % of total no. of outstanding convertible securities</b>	<b>As a % of total no. of shares of the company, assuming full conversion of the convertible securities</b>
Held by promoter/promoter group	1710210	25.87	2.95
Held by public	4900000	74.13	8.45
<b>Total</b>	<b>6610210</b>	<b>100.00</b>	<b>11.40</b>
<b>Warrants:-</b>	<b>No. of warrants</b>	<b>As a % of total no. of warrants</b>	<b>As a % of total no. of shares of the company, assuming full conversion of Warrants</b>
Held by promoter/promoter group	0	0.00	0.00
Held by public	0	0.00	0.00
<b>Total</b>	<b>0</b>	<b>0.00</b>	<b>0.00</b>
<b>Total paid-up capital of the company, assuming full conversion of warrants and convertible securities</b>		<b>49329354</b>	


*Sanjay K. K.*  


Category Code	Category of Shareholder	Number of Share Holders	Total Number of Shares	Number of Shares held in Dematerialized Form	Total Shareholding as a percentage of total Number of Shares		Number of Shares (VIII)	As a Percentage (IX) = (VIII)/(IV)*100
					As a Percentage of (A+B) (VI)	As a Percentage of (A+B+C) (VII)		
(I)	(II)	(III)	(IV)	(V)	(VI)	(VII)	(VIII)	(IX) = (VIII)/(IV)*100
<b>A</b>	<b>Promoter and Promoter Group</b>							
(1)	Indian	3	13812353	13812353	31.60	31.60	0	0.00
(a)	Individuals/Hindu Undivided Family							
(b)	Central Government /State Government (s)	0	0	0	-	-	0	-
(c)	Bodies Corporate	3	11228535	11228535	25.69	25.69	0	-
(d)	Financial Institutions / Banks	0	0	0	-	-	0	-
(e)	Any other(PAC)	0	0	0	-	-	0	-
(f)	Others	0	0	0	0.00%	0	0	0.00
	<b>Sub-Total (A)(1)</b>	<b>6</b>	<b>25040888</b>	<b>25040888</b>	<b>57.30</b>	<b>57.30</b>	<b>0</b>	<b>0.00</b>
(2)	Foreign							
(a)	Individuals (Non Resident Individuals)	0	0	0	-	-	0	-
(b)	Bodies Corporate	0	0	0	-	-	0	-
(c)	Institutions	0	0	0	-	-	0	-
(d)	Qualified Foreign Investor	0	0	0	-	-	0	-
(e)	Any Other	0	0	0	-	-	0	-
	<b>Sub-Total (A)(2)</b>	<b>0</b>	<b>0</b>	<b>0</b>	<b>-</b>	<b>-</b>	<b>0</b>	<b>-</b>
	<b>Total Shareholding of Promoter and Promoter Group A=(A)(1) + (A)(2)</b>	<b>6</b>	<b>25040888</b>	<b>25040888</b>	<b>57.30</b>	<b>57.30</b>	<b>0</b>	<b>0</b>
<b>B</b>	<b>Public Shareholding</b>							
(1)	Institutions	0	0	0	-	-	0	-
(a)	Mutual Funds/UTI	1	794	794	-	-	0	-
(b)	Financial Institutions/Banks	0	0	0	-	-	0	-
(c)	Central Government/State Government	0	0	0	-	-	0	-
(d)	Venture Capital Funds	1	1485499	1485499	3.40	3.40	0	-
(e)	Insurance Companies	0	0	0	-	-	0	-
(f)	Foreign Institutional Investors	0	0	0	-	-	0	-
(g)	Foreign Venture Capital Investors	0	0	0	-	-	0	-
(h)	Qualified Foreign Investor	0	0	0	-	-	0	-
(i)	Any Other	0	0	0	-	-	0	-
	<b>Sub-Total (B)(1)</b>	<b>2</b>	<b>1486293</b>	<b>1486293</b>	<b>3.40</b>	<b>3.40</b>	<b>0</b>	<b>-</b>

*Seal*

(2)	<b>Non-institutions</b>																		
(a)	Bodies Corporate	229	8431170	8431170	19.29	19.29	0	-											
(b)	Individuals																		
	i Individual Shareholders holding nominal share capital upto Rs. 1	16402	6722478	6685699	15.38	15.38	0	-											
	ii Individual Shareholders holding nominal share capital in excess of Rs. 1 Lakh	74	1850581	1826912	4.23	4.23	0	-											
(c)	Qualified Foreign Investor- Corporate	0	0	0	-	-	0	-											
(d)	CLEARING MEMBER	53	134632	134632	0.31	0.31	0	-											
(e)	TRUST	0	0	0	-	-	0	-											
(f)	Non Resident Individuals	40	37601	37601	0.09	0.09	0	-											
(g)	Foreign Bodies Corp	0	0	0	-	-	0	-											
(h)	Foreign Nation	0	0	0	-	-	0	-											
	<b>Sub-Total (B)(2)</b>	<b>16798</b>	<b>17176462</b>	<b>17116014</b>	<b>39.30</b>	<b>39.30</b>	<b>0</b>	<b>-</b>											
	<b>Total Public Shareholding</b>																		
	<b>B=(B)(1)+(B)(2)</b>	<b>16800</b>	<b>18662755</b>	<b>18602307</b>	<b>42.70</b>	<b>42.70</b>	<b>0</b>	<b>-</b>											
	<b>Total (A)+(B)</b>	<b>16806</b>	<b>43703643</b>	<b>43643195</b>	<b>100.00</b>	<b>100.00</b>	<b>-</b>	<b>-</b>											
(C)	<b>Shares held by Custodians and against which Depository Receipts have been issued</b>																		
(1)	Promoter and Prmoter Group	0	0	0	0	0	0	0											
(2)	Public	0	0	0	0	0	0	0											
	<b>GRAND TOTAL (A) + (B) + (C)</b>	<b>16806</b>	<b>43703643</b>	<b>43643195</b>	<b>100.00</b>	<b>100.00</b>	<b>0</b>	<b>0</b>											

Sankar



(D)(b) Statement showing Shareholding of persons belonging to the category  
 "Promoter and Promoter Group"

Sl. No.	Name of the shareholder	Total shares held		Shares pledged or otherwise			Details of Warrants		Details of Convertible		Total Shares (including underlying shares assuming full conversion of warrants and convertible securities) as a % of diluted share capital No. of shares
		Number	As a % of grand total (A)+(B)+(C)	Number	% of Total Shares Held	As a % of grand total (A)+(B)+(C)	No of warrant held (VIII)	As a % total number of warrants of the same class	No of convertible securities held	As a % total number of convertible securities of the same class	
1	GAYATRI PROJECTS LIMITED	1163607	2.66	0	0.00	0.00	0	0.00	0	0.00	2.36
2	GAYATRI FIN-HOLDINGS PVT LTD	7169450	16.40	0	0.00	0.00	0	0.00	1710210	25.87	17.48
3	T.S.R.HOLDINGS PVT LTD	2895478	6.63	0	0.00	0.00	0	0.00	0	0.00	5.87
4	SUBBARAMI REDDY TIKKAVARAPU	3255814	7.45	0	0.00	0.00	0	0.00	0	0.00	6.60
5	SAANDEEP KUMAR REDDY TIKKAVARAPU	6763031	15.47	0	0.00	0.00	0	0.00	0	0.00	13.71
6	INDIRA SUBBARAMIREDDY TIKKAVARAPU	3793508	8.68	0	0.00	0.00	0	0.00	0	0.00	7.69
	<b>TOTAL</b>	<b>25040888</b>	<b>57.30</b>	<b>0</b>	<b>0.00</b>	<b>0.00</b>	<b>0</b>	<b>0.00</b>	<b>1710210</b>	<b>25.87</b>	<b>53.71</b>




(D)(c) Statement showing Shareholding of persons belonging to the category “Public” and holding more than 1% of the total number of shares

Sl. No.	Name of the shareholder	No. of shares	Shares as % of Total No. of Shares	Details of Warrants		Details of Convertible Securities		Total Shares (including underlying shares assuming full conversion of warrants and convertible securities) as a % of diluted share capital No. of shares
				No of warrants held	As a % total number of warrants of the same class	No of convertible securities held	% total number of convertible securities of the same class	
1	IFCI LTD	1485499	3.4	0	0	0	0	3.4
2	MOHAN PROJECT CONTRACTORS P LTD	7708789	17.64	0	0	4900000	74.13	24.08
	TOTAL	9194288	21.04	0	0	4900000	74.13	27.48

(D)(c) Statement showing Shareholding of persons belonging to the category “Public” and holding more than 5% of the total number of shares

Sl. No.	Name of the shareholder	No. of shares	Shares as % of Total No. of Shares	Details of Warrants		Details of Convertible Securities		Total Shares (including underlying shares assuming full conversion of warrants and convertible securities) as a % of diluted share capital No. of shares
				No of warrants held	As a % total number of warrants of the same class	No of convertible securities held	% total number of convertible securities of the same class	
1	MOHAN PROJECT CONTRACTORS P LTD	7708789	17.64	0	0	4900000	74.13	24.08
	TOTAL	7708789	17.64	0	0	4900000	74.13	24.08


  
 Chartered Accountant

(D)(d) Statement showing details of locked-in shares

Sl. No	Name of the shareholder	Number of shares	Shares as % of Total No. of Shares	Category
	TOTAL	0	0	
	TOTAL	0	0	

(D)(a) Statement showing details of Depository Receipts (DRs)

Sl. No	Type of outstanding DR (ADRs, GDRs, SDRs, etc.)	Number of outstanding DRs	Number of shares underlying outstanding DRs	Shares underlying outstanding DRs as a percentage of total number of shares
1	TOTAL	0	0	0.00
	TOTAL	0	0	0.00

(D)(b) Statement showing Holding of Depository Receipts (DRs), where underlying shares are in excess of 1% of the total number of shares

Sl. No	Name of the DR Holder	Type of outstanding DR (ADRs, GDRs, SDRs, etc.)	Number of shares underlying outstanding DRs	Shares underlying outstanding DRs as a percentage of total number of shares
1	TOTAL		0	0.00
	TOTAL		0	0.00

*Sankar*

