

**Statement Showing Shareholding Pattern**

(1) (a)


Name of the Company: GAYATRI SUGARS LIMITED -  
Scrip Code , Name of the Scrip, Class of Security : NSE / BSE -BSE, 532183, GAYATRI SUGARS LIMITED , Equity, Quarter Ended : 30/9/2014

Partly paid-up shares:-	No. of partly paid-up shares	As a % of total no. of partly paid-up Shares	As a % of total no. of shares of the company
Held by promoter/promoter group	0	0	0
Held by public	6275	100	0.013
<b>Total</b>	<b>6275</b>	<b>100</b>	<b>0.013</b>
Outstanding convertible securities:-	No. of outstanding securities	As a % of total no. of outstanding convertible securities	As a % of total no. of shares of the company, assuming full conversion of the convertible securities
Held by promoter/promoter group	1710210	25.87	2.95
Held by public	4900000	74.13	8.45
<b>Total</b>	<b>6610210</b>	<b>100.00</b>	<b>11.40</b>
Warrants:-	No. of warrants	As a % of total no. of warrants	As a % of total no. of shares of the company, assuming full conversion of Warrants
Held by promoter/promoter group	0	0.00	0.00
Held by public	0	0.00	0.00
<b>Total</b>	<b>0</b>	<b>0.00</b>	<b>0.00</b>
<b>Total paid-up capital of the company, assuming full conversion of warrants and convertible securities</b>		<b>49329354</b>	



*Sankar*


Category Code	Category of Shareholder	Number of Share Holders	Total Number of Shares	Number of Shares held in Dematerialized Form	Total Shareholding as a percentage of total Number of Shares		Shares Pledged or otherwise encumbered	
					As a Percentage of (A+B) (VI)	As a Percentage of (A+B+C) (VII)	Number of Shares (VIII)	As a Percentage (IX) = (VIII)/(IV)*100
(I)	(II)	(III)	(IV)	(V)	(VI)	(VII)	(VIII)	(IX)
<b>A</b>	<b>Promoter and Promoter Group</b>							
(1)	Indian	3	13812353	13812353	31.60	31.60	0	0.00
(a)	Individuals/Hindu Undivided Family							
(b)	Central Government /State Government (s)	0	0	0	-	-	0	-
(c)	Bodies Corporate	3	11228535	11228535	25.69	25.69	0	-
(d)	Financial Institutions / Banks	0	0	0	-	-	0	-
(e)	Any other(PAC)	0	0	0	-	-	0	0.00
(f)	Others	0	0	0	0.00%	0	0	0
	<b>Sub-Total (A)(1)</b>	<b>6</b>	<b>25040888</b>	<b>25040888</b>	<b>57.30</b>	<b>57.30</b>	<b>0</b>	<b>0.00</b>
<b>(2)</b>	<b>Foreign</b>							
(a)	Individuals (Non Resident Individuals)	0	0	0	-	-	0	-
(b)	Foreign Individuals)							
(c)	Bodies Corporate	0	0	0	-	-	0	-
(d)	Institutions	0	0	0	-	-	0	-
(e)	Qualified Foreign Investor	0	0	0	-	-	0	-
	Any Other	0	0	0	-	-	0	-
	<b>Sub-Total (A)(2)</b>	<b>0</b>	<b>0</b>	<b>0</b>	<b>-</b>	<b>-</b>	<b>0</b>	<b>-</b>
	<b>Total Shareholding of Promoter and Promoter Group A=(A)(1) + (A)(2)</b>	<b>6</b>	<b>25040888</b>	<b>25040888</b>	<b>57.30</b>	<b>57.30</b>	<b>0</b>	<b>0</b>
<b>B</b>	<b>Public Shareholding</b>							
(1)	Institutions	0	0	0	-	-	0	-
(a)	Mutual Funds/UTI							
(b)	Financial Institutions/Banks	1	794	794	-	-	0	-
(c)	Central Government/State Government	0	0	0	-	-	0	-
(d)	Venture Capital Funds	0	0	0	-	-	0	-
(e)	Insurance Companies	1	1485499	1485499	3.40	3.40	0	-
(f)	Foreign Institutional Investors	0	0	0	-	-	0	-
(g)	Foreign Venture Capital Investors	0	0	0	-	-	0	-
(h)	Qualified Foreign Investor	0	0	0	-	-	0	-
(i)	Any Other	0	0	0	-	-	0	-
	<b>Sub-Total (B)(1)</b>	<b>2</b>	<b>1486293</b>	<b>1486293</b>	<b>3.40</b>	<b>3.40</b>	<b>0</b>	<b>-</b>





(D)(b) Statement showing Shareholding of persons belonging to the category "Promoter and Promoter Group"

Sl. No.	Name of the shareholder	Total shares held		Shares pledged or		Details of		Details of Convertible		Total Shares (including underlying shares assuming full conversion of warrants and convertible securities) as a % of diluted share capital No. of shares
		Number	As a % of grand total (A)+(B)+(C)	Number	% of Total Shares Held	No of warrant held (VIII)	As a % total number of warrants of the same class	No of convertible securities held	As a % total number of convertible securities of the same class	
1	GAYATRI PROJECTS LIMITED	1163607	2.66	0	0.00	0	0.00	0	0.00	2.36
2	GAYATRI FIN-HOLDINGS PVT LTD	7169450	16.40	0	0.00	0	0.00	1710210	25.87	17.48
3	T.S.R.HOLDINGS PVT LTD	2895478	6.63	0	0.00	0	0.00	0	0.00	5.87
4	SUBBARAMI REDDY TIKKAVARAPU	3255814	7.45	0	0.00	0	0.00	0	0.00	6.60
5	SANDEEP KUMAR REDDY TIKKAVARAPU	6763031	15.47	0	0.00	0	0.00	0	0.00	13.71
6	INDIRA SUBBARAMIREDDY TIKKAVARAPU	3793508	8.68	0	0.00	0	0.00	0	0.00	7.69
	<b>TOTAL</b>	<b>25040888</b>	<b>57.30</b>	<b>0</b>	<b>0.00</b>	<b>0</b>	<b>0.00</b>	<b>1710210</b>	<b>25.87</b>	<b>53.71</b>




(I)(c) Statement showing Shareholding of persons belonging to the category "Public" and holding more than 1% of the total number of shares

Sl. No.	Name of the shareholder	No. of shares	Shares as % of Total No. of Shares	Details of Warrants		Details of Convertible Securities		Total Shares (including underlying shares assuming
				No of warrants held	As a % total number of warrants of the	No of convertible securities held	% total number of convertible securities of the	
1	IFCI LTD	1485499	3.4	0	0	0	0	3.4
2	MOHAN PROJECT CONTRACTORS P LTD	7708789	17.64	0	0	4900000	74.13	24.08
	<b>TOTAL</b>	<b>9194288</b>	<b>21.04</b>	<b>0</b>	<b>0</b>	<b>4900000</b>	<b>74.13</b>	<b>27.48</b>

(I)(c) Statement showing Shareholding of persons belonging to the category "Public" and holding more than 5% of the total number of shares

Sl. No.	Name of the shareholder	No. of shares	Shares as % of Total No. of Shares	Details of Warrants		Details of Convertible Securities		Total Shares (including underlying shares assuming full conversion of warrants and convertible securities) as a % of diluted share capital No. of shares
				No of warrants held	As a % total number of warrants of the same class	No of convertible securities held	% total number of convertible securities of the same class	
1	MOHAN PROJECT CONTRACTORS P LTD	7708789	17.64	0	0	4900000	74.13	24.08
	<b>TOTAL</b>	<b>7708789</b>	<b>17.64</b>	<b>0</b>	<b>0</b>	<b>4900000</b>	<b>74.13</b>	<b>24.08</b>



(D)(d) Statement showing details of locked-in shares

Sl. No	Name of the shareholder	Number of shares	Shares as % of Total No. of Shares	Category
	TOTAL	0	0	
	TOTAL	0	0	

(II)(a) Statement showing details of Depository Receipts (DRs)

Sl. No	Type of outstanding DR (ADRs, GDRs, SDRs, etc.)	Number of outstanding DRs	Number of shares underlying outstanding DRs	Shares underlying outstanding DRs as a percentage of total number of shares
1	TOTAL	0	0	0.00
	TOTAL	0	0	0.00

(II)(b) Statement showing Holding of Depository Receipts (DRs), where underlying shares are in excess of 1% of the total number of shares

Sl. No	Name of the DR Holder	Type of outstanding DR (ADRs, GDRs, SDRs, etc.)	Number of shares underlying outstanding DRs	Shares underlying outstanding DRs as a percentage of total number of shares
1	TOTAL	0	0	0.00
	TOTAL	0	0	0.00



*Sarkar*