


(1) (a)

### Statement Showing Shareholding Pattern


Name of the Company: GAYATRI SUGARS LIMITED  
Scrip Code, Name of the Scrip, Class of Security : 532183, GAYATRI SUGARS LIMITED , Equity , Quarter ended : 30/09/2012

Partly paid-up shares:-	No. of partly paid-up shares	As a % of total no. of partly paid-up Shares	As a % of total no. of shares of the company
Held by promoter/promoter group	0	0	0
Held by public	6275	100	0.0144
<b>Total</b>	<b>6275</b>	<b>100</b>	<b>0.0144</b>
Outstanding convertible securities:-	No. of outstanding securities	As a % of total no. of outstanding convertible securities	As a % of total no. of shares of the company, assuming full conversion of the convertible securities
Held by promoter/promoter group	0	0	0
Held by public	0	0	0
<b>Total</b>	<b>0</b>	<b>0</b>	<b>0</b>
Warrants:-	No. of warrants	As a % of total no. of warrants	As a % of total no. of shares of the company, assuming full conversion of Warrants
Held by promoter/promoter group	0	0.00	0.00
Held by public	0	0.00	0.00
<b>Total</b>	<b>0</b>	<b>0.00</b>	<b>0.00</b>
<b>Total paid-up capital of the company, assuming full conversion of warrants and convertible securities</b>			<b>43703643</b>




Atk

Category Code	Category of Shareholder	Number of Share Holders	Total Number of Shares	Number of Shares held in Dematerialized Form	Total Shareholding as a Percentage of total Number of Shares		Number of Shares	Shares Pledged or otherwise encumbered
					As a Percentage of (A+B) (VI)	As a Percentage of (A+B+C) (VII)		
(I)	(II)	(III)	(IV)	(V)	(VI)	(VII)	(VIII)	(IX) = (VIII)/(IV)*100
<b>A</b>	<b>Promoter and Promoter Group</b>							
(1)	Indian							
(a)	Individuals/Hindu Undivided Family	3	13812353	13812353	31.60	31.60	4675600	33.85
(b)	Central Government/State Government (s)	0	0	0	-	-	0	-
(c)	Bodies Corporate	3	11228535	11228535	25.69	25.69	8435493	75.13
(d)	Financial Institutions / Banks	0	0	0	-	-	0	-
(e)	Any other(PAC)	0	0	0	-	-	0	0.00
	<b>Sub-Total (A)(1)</b>	<b>6</b>	<b>25040888</b>	<b>25040888</b>	<b>57.30</b>	<b>57.30</b>	<b>13111093</b>	<b>52.36</b>
(2)	Foreign							
(a)	Individuals (Non Resident Individual Foreign Individuals)	0	0	0	-	-	0	-
(b)	Bodies Corporate	0	0	0	-	-	0	-
(c)	Institutions	0	0	0	-	-	0	-
(d)	Qualified Foreign Investor	0	0	0	-	-	0	-
(e)	Any Other	0	0	0	-	-	0	-
	<b>Sub-Total (A)(2)</b>	<b>0</b>	<b>0</b>	<b>0</b>	<b>-</b>	<b>-</b>	<b>0</b>	<b>-</b>
	<b>Total Shareholding of Promoter and Promoter Group A=(A)(1) + (A)(2)</b>	<b>6</b>	<b>25040888</b>	<b>25040888</b>	<b>57.30</b>	<b>57.30</b>	<b>13111093</b>	<b>52.36</b>
<b>B</b>	<b>Public Shareholding</b>							
(1)	Institutions							
(a)	Mutual Funds/UTI	0	0	0	-	-	0	-
(b)	Financial Institutions/Banks	0	0	0	-	-	0	-
(c)	Central Government/State Government	0	0	0	-	-	0	-
(d)	Venture Capital Funds	0	0	0	-	-	0	-
(e)	Insurance Companies	2	1750698	1750698	4.01	4.01	0	-
(f)	Foreign Institutional Investors	0	0	0	-	-	0	-
(g)	Foreign Venture Capital Investors	0	0	0	-	-	0	-
(h)	Qualified Foreign Investor	0	0	0	-	-	0	-
(i)	Any Other	0	0	0	-	-	0	-
	<b>Sub-Total (B)(1)</b>	<b>2</b>	<b>1750698</b>	<b>1750698</b>	<b>4.01</b>	<b>4.01</b>	<b>0</b>	<b>-</b>



(2)	Non-institutions																		
(a)	Bodies Corporate	230	8406722	8406722	19.24	19.24	0												
(b)	Individuals	17243	6839561	6802525	15.65	15.65	0												
(c)	Individual Shareholders holding nominal share capital upto Rs. 1																		
(d)	if Individual Shareholders holding nominal share capital in excess of Rs. 1 Lakh	61	1493748	1470079	3.42	3.42	0												
(e)	Qualified Foreign Investor-Corporate	0	0	0	-	-	0												
(f)	CLEARING MEMBER	47	123066	123066	0.28	0.28	0												
(g)	TRUST	0	0	0	-	-	0												
(h)	Non Resident Individuals	46	48960	48960	0.11	0.11	0												
	Foreign Bodies Corp	0	0	0	-	-	0												
	Foreign Nation	0	0	0	-	-	0												
	Sub-Total (B)(2)	17627	16912057	16851352	38.70	38.70	0												
	Total Public Shareholding																		
	B=(B)(1)+(B)(2)	17629	18662755	18602050	42.70	42.70	0												
	Total (A)+(B)	17635	43703643	43642938	100.00	100.00	13111093												30.00
(C)	Shares held by Custodians and against which Depository Receipts have been Issued																		
(1)	Promoter and Promoter Group	0	0	0	0	0	0												0
(2)	Public	0	0	0	0	0	0												0
	GRAND TOTAL (A) + (B) + (C)	17635	43703643	43642938	100.00	100.00	13111093												30



*Handwritten signature*

**(1)(b) Statement showing Shareholding of persons belonging to the category  
“Promoter and Promoter Group”**

Sl. No.	Name of the shareholder	Total shares held		Shares pledged or otherwise		Details of			Details of Convertible		Total Shares (including underlying shares assuming full conversion of warrants and convertible securities) as a % of diluted share capital No. of shares
		Number	As a % of grand total (A)+(B)+(C)	Number	% of Total Shares Held	As a % of grand total (A)+(B)+(C)	No of warrant held (VIII)	As a % total number of warrants of the same class	No of convertible securities held	As a % total number of convertible securities of the same class	
1	GAYATRI FIN-HOLDINGS PVT LTD	7169450	16.40	5724954	79.85	13.10	0	0.00	0	0.00	16.40
2	SANDEEP KUMAR REDDY TIKKAVARAPU	6763031	15.47	3190953	47.18	7.30	0	0.00	0	0.00	15.47
3	INDIRA TIKKAVARAPU	3793508	8.68	1484647	39.14	3.40	0	0.00	0	0.00	8.68
4	SUBBARAMI REDDY TIKKAVARAPU	3255814	7.45	0	0.00	0.00	0	0.00	0	0.00	7.45
5	T.S.R.HOLDINGS PVT LTD	2895478	6.63	1552288	53.61	3.55	0	0.00	0	0.00	6.63
6	GAYATRI PROJECTS LIMITED	1163607	2.66	1158251	99.54	2.65	0	0.00	0	0.00	2.66
	<b>TOTAL</b>	<b>25040888</b>	<b>57.30</b>	<b>13111093</b>	<b>52.36</b>	<b>30.00</b>	<b>0</b>	<b>0.00</b>	<b>0</b>	<b>0.00</b>	<b>57.30</b>



*[Handwritten signature]*

(D)c) Statement showing Shareholding of persons belonging to the category "Public" and holding more than 1% of the total number of shares

Sl. No.	Name of the shareholder	No. of shares	Shares as % of Total No. of Shares	Details of Warrants		Details of		Total Shares (including)
				No of warrants held	As a% total number	No of convertible	% total number of	
1	IFCI LTD	1749904	4	0	0	0	0	4
2	MOHAN PROJECT CONTRACTORS P LTD	7708789	17.64	0	0	0	0	17.64
	TOTAL	9458693	21.64	0	0	0	0	21.64

(D)c) Statement showing Shareholding of persons belonging to the category "Public" and holding more than 5% of the total number of shares

Sl. No.	Name of the shareholder	No. of shares	Shares as % of Total No. of Shares	Details of Warrants		Details of		Total Shares (including)
				No of warrants held	As a% total number of warrants of the same class	No of convertible securities held	% total number of convertible securities of the same class	
1	MOHAN PROJECT CONTRACTORS P LTD	7708789	17.64	0	0	0	0	17.64
	TOTAL	7708789	17.64	0	0	0	0	17.64



*[Handwritten signature]*

(I)(d) **Statement showing details of locked-in shares**

Sl. No	Name of the shareholder	Number of shares	Shares as % of Total No. of Shares	Category
1	INDIRA TIKKAVARAPU	677820	1.55	Promoter
2	SANDEEP KUMAR REDDY TIKKAVARAPU	403308	0.92	Promoter
3	SUBBARAMI REDDY TIKKAVARAPU	21919	0.05	Promoter
4	T.S.R.HOLDINGS PVT LTD	761024	1.74	Promoter
5	GAYATRI FIN-HOLDINGS PVT LTD	1343190	3.07	Promoter
	<b>TOTAL</b>	<b>3207261</b>	<b>7.34</b>	

(II)(a) **Statement showing details of Depository Receipts (DRs)**

Sl. No	Type of outstanding DR (ADRs, GDRs, SDRs, etc.)	Number of outstanding DRs	Number of shares underlying outstanding DRs	Shares underlying outstanding DRs as a percentage of total number of shares
1	TOTAL	0	0	0.00
	<b>TOTAL</b>			

(II)(b) **Statement showing Holding of Depository Receipts (DRs), where underlying shares are in excess of 1% of the total number of shares**

Sl. No	Name of the DR Holder	Type of outstanding DR (ADRs, GDRs, SDRs, etc.)	Number of shares underlying outstanding DRs	Shares underlying outstanding DRs as a percentage of total number of shares
1	TOTAL	0	0	0.00
	<b>TOTAL</b>			

