


(1) (a)

Statement Showing Shareholding Pattern

Name of the Company: **GAYATRI SUGARS LIMITED**
Scrip Code, Name of the Scrip, Class of Security : **GAYATRI , Equity** Quarter ended : 30/6/2013

Partly paid-up shares:-	No. of partly paid-up shares	As a % of total no. of partly paid-up Shares	As a % of total no. of shares of the company
Held by promoter/promoter group	0	0	0
Held by public	6275	100	0.013
Total	6275	100	0.013
Outstanding convertible securities:-	No. of outstanding securities	As a % of total no. of outstanding convertible securities	As a % of total no. of shares of the company, assuming full conversion of the convertible securities
Held by promoter/promoter group	1710210	25.87	2.95
Held by public	4900000	74.13	8.45
Total	6610210	100.00	11.40
Warrants:-	No. of warrants	As a % of total no. of warrants	As a % of total no. of shares of the company, assuming full conversion of Warrants
Held by promoter/promoter group	0	0.00	0.00
Held by public	0	0.00	0.00
Total	0	0.00	0.00
Total paid-up capital of the company, assuming full conversion of warrants and convertible securities			49329354



Sawar

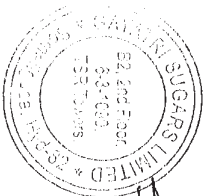
Category Code	Category of Shareholder	Number of Share Holders	Total Number of Shares	Number of Shares held in Dematerialized Form	Total Shareholding as a percentage of total Number of Shares		Number of Shares	As a Percentage of (IX) = (VIII)/(IV)*100
					As a Percentage of (A+B) (VI)	As a Percentage of (A+B+C) (VII)		
(I)	(II)	(III)	(IV)	(V)	(VI)	(VII)	(VIII)	(IX) = (VIII)/(IV)*100
A	Promoter and Promoter Group							
(1)	Indian							
(a)	Individuals/Hindu Undivided Family	3	13812353	13812353	31.60	31.60	4675600	33.85
(b)	Central Government /State Government (s)	0	0	0	-	-	0	-
(c)	Bodies Corporate	3	11228535	11228535	25.69	25.69	8435493	75.13
(d)	Financial Institutions / Banks	0	0	0	-	-	0	-
(e)	Any other(PAC)	0	0	0	-	-	0	-
(f)	Others	0	0	0	0.00%	0	0	0.00
	Sub-Total (A)(1)	6	25040888	25040888	57.30	57.30	13111093	52.36
(2)	Foreign							
(a)	Individuals (Non Resident Individual)	0	0	0	-	-	0	-
(b)	Foreign Individuals)	0	0	0	-	-	0	-
(c)	Bodies Corporate	0	0	0	-	-	0	-
(d)	Institutions	0	0	0	-	-	0	-
(e)	Qualified Foreign Investor	0	0	0	-	-	0	-
	Sub-Total (A)(2)	0	0	0	-	-	0	-
	Total Shareholding of Promoter and Promoter Group A=(A)(1) + (A)(2)	6	25040888	25040888	57.30	57.30	13111093	52.36
B	Public Shareholding							
(1)	Institutions							
(a)	Mutual Funds/UTI	0	0	0	-	-	0	-
(b)	Financial Institutions/Banks	1	794	794	-	-	0	-
(c)	Central Government/State Government	0	0	0	-	-	0	-
(d)	Venture Capital Funds	0	0	0	-	-	0	-
(e)	Insurance Companies	1	1749904	1749904	4.00	4.00	0	-
(f)	Foreign Institutional Investors	0	0	0	-	-	0	-
(g)	Foreign Venture Capital Investors	0	0	0	-	-	0	-
(h)	Qualified Foreign Investor	0	0	0	-	-	0	-
(i)	Any Other	0	0	0	-	-	0	-
	Sub-Total (B)(1)	2	1750698	1750698	4.01	4.01	0	-



Handwritten signature or initials.

(I)(b) Statement showing Shareholding of persons belonging to the category
 "Promoter and Promoter Group"

Sl. No.	Name of the shareholder	Total shares held			Shares pledged or otherwise			Details of Warrants			Details of Convertible		Total Shares (including underlying shares assuming full conversion of warrants and convertible securities) as a % of diluted share capital No. of shares
		Number	As a % of grand total (A)+(B)+(C)	Number	% of Total Shares Held	As a % of grand total (A)+(B)+(C)	No of warrant held (VIII)	As a % total number of warrants of the same class	No of convertible securities held	As a % total number of convertible securities of the same class			
1	GAYATRI PROJECTS LIMITED	1163607	2.66	1158251	99.54	2.65	0	0.00	0	0.00	0.00	2.36	
2	GAYATRI FIN-HOLDINGS PVT LTD	7169450	16.40	5724954	79.85	13.10	0	0.00	1710210	25.87	25.87	17.48	
3	T.S.R.HOLDINGS PVT LTD	2895478	6.63	1552288	53.61	3.55	0	0.00	0	0.00	0.00	5.87	
4	SUBBARAMI REDDY TIKKAVARAPU	3255814	7.45	0	0.00	0.00	0	0.00	0	0.00	0.00	6.60	
5	SANDEEP KUMAR REDDY TIKKAVARAPU	6763031	15.47	3190953	47.18	7.30	0	0.00	0	0.00	0.00	13.71	
6	INDIRA TIKKAVARAPU	3793508	8.68	1484647	39.14	3.40	0	0.00	0	0.00	0.00	7.69	
	TOTAL	25040888	57.30	13111093	52.36	30.00	0	0.00	1710210	25.87	25.87	53.71	




Booster

(D)(c) Statement showing Shareholding of persons belonging to the category
 “Public” and holding more than 1% of the total number of shares

Sl. No.	Name of the shareholder	No. of shares	Shares as % of Total No. of Shares	Details of Warrants		Details of Convertible		Total Shares (including underlying shares assuming full conversion of warrants and convertible securities) as a % of diluted share capital No. of shares
				No of warrants held	As a % total number of warrants of the same class	No of convertible securities held	% total number of convertible securities of the same class	
1	IFCI LTD	1749904	4	0	0	0	0	3.55
2	MOHAN PROJECT CONTRACTORS P LTD	7708789	17.64	0	0	4900000	74.13	24.08
	TOTAL	9458693	21.64	0	0	4900000	74.13	27.63

(D)(c) Statement showing Shareholding of persons belonging to the category
 “Public” and holding more than 5% of the total number of shares

Sl. No.	Name of the shareholder	No. of shares	Shares as % of Total No. of Shares	Details of Warrants		Details of Convertible		Total Shares (including underlying shares assuming full conversion of warrants and convertible securities) as a % of diluted share capital No. of shares
				No of warrants held	As a % total number of warrants of the same class	No of convertible securities held	% total number of convertible securities of the same class	
1	MOHAN PROJECT CONTRACTORS P LTD	7708789	17.64	0	0	4900000	74.13	24.08
	TOTAL	7708789	17.64	0	0	4900000	74.13	24.08



Sagar

(D)(d)

Statement showing details of locked-in shares

Sl. No	Name of the shareholder	Number of shares	Shares as % of Total No. of Shares	Category
	TOTAL	0	0	
	TOTAL			

(D)(a) Statement showing details of Depository Receipts (DRs)

Sl. No	Type of outstanding DR (ADRs, GDRs, SDRs, etc.)	Number of outstanding DRs	Number of shares underlying outstanding DRs	Shares underlying outstanding DRs as a percentage of total number of shares
1	TOTAL	0	0	0.00
	TOTAL			

(D)(b) Statement showing Holding of Depository Receipts (DRs), where underlying shares are in excess of 1% of the total number of shares

Sl. No	Name of the DR Holder	Type of outstanding DR (ADRs, GDRs, SDRs, etc.)	Number of shares underlying outstanding DRs	Shares underlying outstanding DRs as a percentage of total number of shares
1	TOTAL	0	0	0.00
	TOTAL			



Sarathar.